



## Making the Most of Your Evaluation

How to Use Evaluation Findings to Benefit Your Project


Begins at 1 p.m. Eastern




[www.evalu-ate.org](http://www.evalu-ate.org)




## Materials




Slides




Additional Resources




Recording




## Introductions




**Emma**  
Leeburg




**Michael**  
Harnar




**Lyssa**  
Wilson Becho




## Behind the Scenes




**Ana**  
Councill




**Lori**  
Wingate



**Kelly**  
Robertson

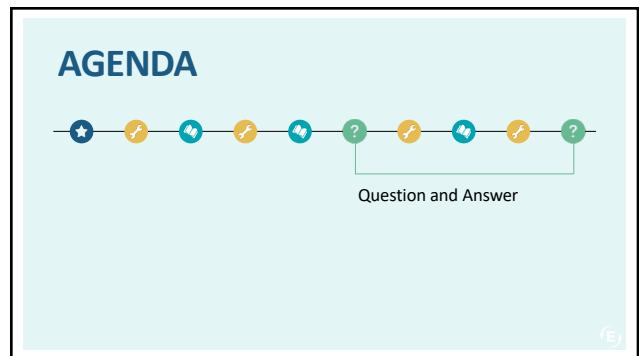
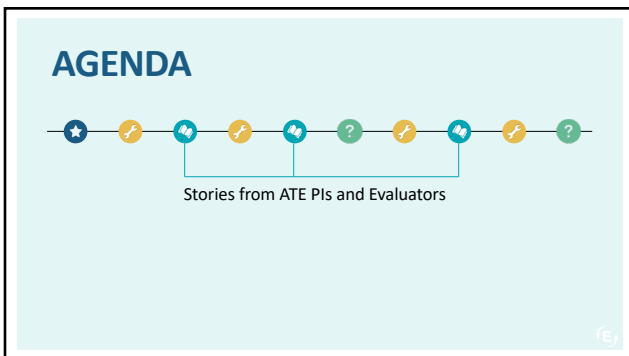
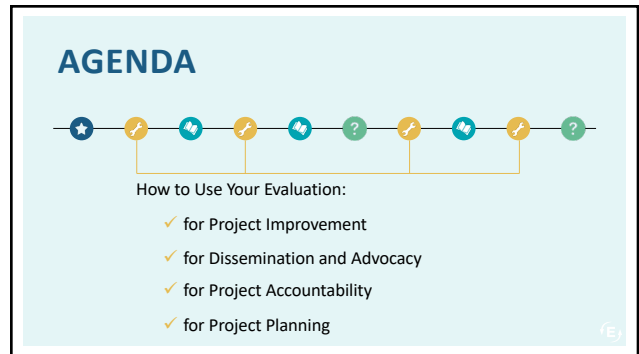
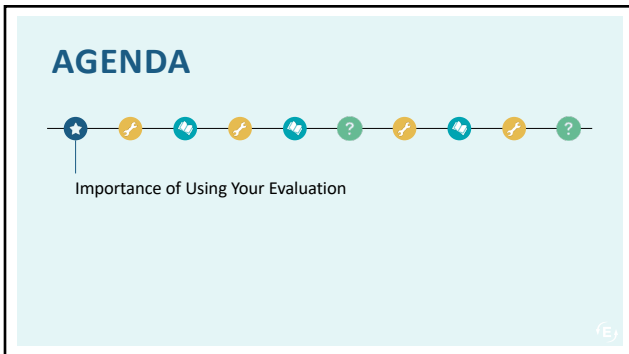

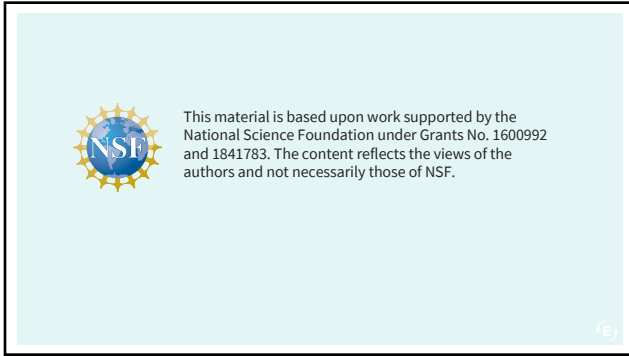


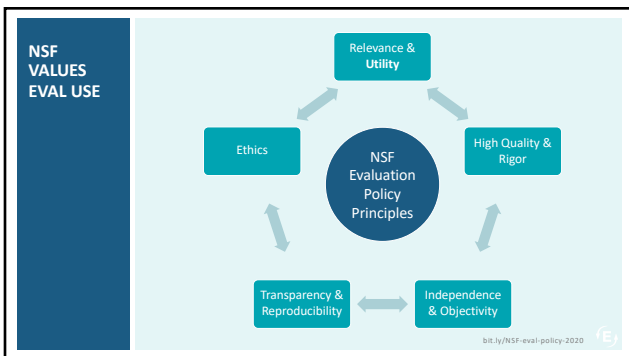

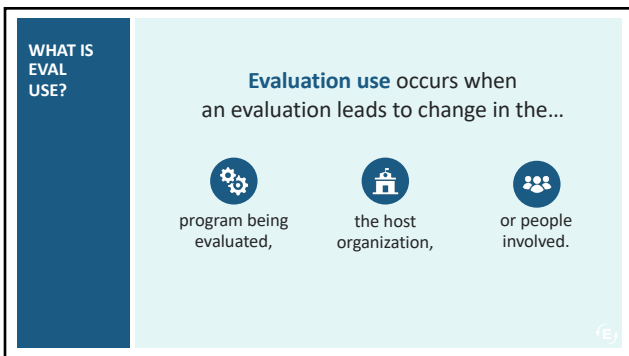

**Carolyn**  
Williams-  
Noren



**Advanced Technological Education Program**  
[www.nsf.gov/ate](http://www.nsf.gov/ate)







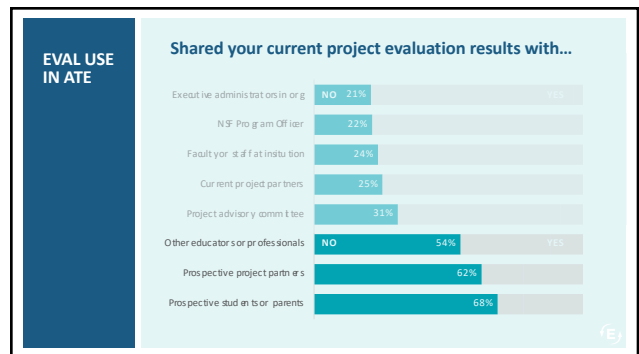
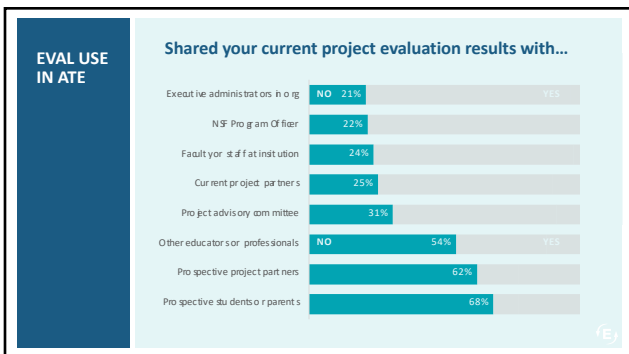
**EVAL USE IN ATE**

(Source unknown)

<https://edtech4beginners.com/files.wordpress.com/2016/06/wp-1466318712669-rlf2crop>

**EVAL USE IN ATE**

- 1 Project leaders that made changes to the project based on the evaluation interacted more frequently with their evaluators. (n=167)
- 2 Evaluation reports are shared with most key audiences, but not all.



**EVAL USE IN ATE**

- 1 Project leaders that made changes to the project based on the evaluation interacted more frequently with their evaluators. (n=167)
- 2 Evaluation reports are shared with most key audiences, but not all.
- 3 Evaluators serve an interesting role of knowledge broker.

**WAYS TO USE YOUR EVALUATION FINDINGS**

LYSSA

**WAYS TO USE YOUR EVAL FINDINGS**

Project Improvement    Dissemination and Advocacy    Project Accountability    Project Planning

**USING YOUR EVALUATION FINDINGS FOR PROJECT IMPROVEMENT**

Project Improvement    Dissemination and Advocacy    Project Accountability    Project Planning

1. Identify and maximize the project's strengths.
2. Assess and address any trouble areas.
3. Ensure reach to project's target audience.
4. Add or modify industry engagements.

**Chat**

In what ways have you used evaluation findings to make improvements in your project?

Answer in chat window.

**Stories of Evaluation Use**  
SONDRA LORE

**USING YOUR EVALUATION FINDINGS FOR PROJECT DISSEMINATION AND ADVOCACY**

Project Improvement    Dissemination and Advocacy    Project Accountability    Project Planning

5. Share lessons learned from your evaluation with other projects.
6. Highlight project achievements for institutional administrators.
7. Disseminate achievements to industry partners.
8. Communicate key findings to participants.

**Chat**

Who do you share your evaluation findings with and why?

Answer in chat window.

**Stories of Evaluation Use**  
KHALID TANTAWI

This slide features a dark blue header with a white icon of an open book and the text 'Stories of Evaluation Use' and 'KHALID TANTAWI'. The background is light blue. A small 'E' logo is in the bottom right corner.

**Questions**

**Emma** Leeburg  
**Michael** Harnar  
**Lyssa** Wilson Becho

This slide has a dark blue header with a white question mark icon and the text 'Questions'. Below the header are three portrait photos of speakers: Emma Leeburg, Michael Harnar, and Lyssa Wilson Becho. Their names and surnames are listed below each photo. The background is light blue. A small 'E' logo is in the bottom right corner.

USING YOUR EVALUATION FINDINGS FOR **PROJECT ACCOUNTABILITY**

Project Improvement → Dissemination and Advocacy → Project Accountability → Project Planning

- 9. Share project activities and achievements with advisors.
- 10. Include and respond to evaluation findings in your annual report to NSF.
- 11. Include key results in your final outcomes report to NSF.

This slide features a dark purple vertical bar on the left with the text 'USING YOUR EVALUATION FINDINGS FOR PROJECT ACCOUNTABILITY'. A horizontal flow diagram at the top shows four stages: Project Improvement (teal), Dissemination and Advocacy (yellow), Project Accountability (dark purple), and Project Planning (green). Below the diagram are three numbered bullet points. The background is light blue. A small 'E' logo is in the bottom right corner.

**Stories of Evaluation Use**  
PAMELA SILVERS

This slide features a dark blue header with a white icon of an open book and the text 'Stories of Evaluation Use' and 'PAMELA SILVERS'. The background is light blue. A small 'E' logo is in the bottom right corner.

USING YOUR EVALUATION FINDINGS FOR **PROJECT PLANNING**

Project Improvement → Dissemination and Advocacy → Project Accountability → Project Planning

- 12. Identify areas of need for future projects.
- 13. Identify ideas for future targeted research projects.
- 14. Substantiate results of prior support in future proposals.

This slide features a dark green vertical bar on the left with the text 'USING YOUR EVALUATION FINDINGS FOR PROJECT PLANNING'. A horizontal flow diagram at the top shows four stages: Project Improvement (teal), Dissemination and Advocacy (yellow), Project Accountability (purple), and Project Planning (green). Below the diagram are three numbered bullet points. The background is light blue. A small 'E' logo is in the bottom right corner.

**Poll**

This slide has a dark green header with a white icon of a bar chart and the text 'Poll'. The background is light blue. A small 'E' logo is in the bottom right corner.

**WAYS TO USE YOUR EVAL FINDINGS**

Project Improvement → Dissemination and Advocacy → Project Accountability → Project Planning

**EvaluATE** Get the Most Out of Your Project Evaluation

11 Ways to Use Evaluation Findings

1. Use findings to improve your program or service.
2. Share findings with stakeholders to build support and advocacy.
3. Use findings to inform your next project or program.
4. Use findings to demonstrate accountability to funders and the public.
5. Use findings to inform policy and practice.
6. Use findings to build a case for funding.
7. Use findings to inform your organization's mission and vision.
8. Use findings to inform your organization's strategic plan.
9. Use findings to inform your organization's annual report.
10. Use findings to inform your organization's website.
11. Use findings to inform your organization's social media.

**Questions**

**Emma** Leeburg

**Michael** Harnar

**Lyssa** Wilson Becho

December 15  
**WEBCHATS**

ATE Evaluation  
**COACHING**

EvaluATE Slack  
**COMMUNITY**

**WESTERN MICHIGAN UNIVERSITY**

**GRADUATE COURSES IN EVALUATION**

No graduate program enrollment required  
<https://bit.ly/IDPEx>

**IDPE<sub>x</sub>** SPRING 2021 COURSES

- Measurement for Evaluators
- Research on Evaluation
- Meta-Evaluation

